

# Fisher<sup>®</sup> D2 FloPro Control Valve

The Fisher D2 FloPro control valve (figure 1) is a compact, rugged valve designed for on-off control. This valve is ideal for use as a dump valve on gas separators and scrubbers. It is also well suited for other high pressure applications in natural gas production, compression, and processing. The D2 FloPro valve has threaded end connections and is available in an NPS 1 globe style valve body, see figure 1.

## Features

- **Field-Selectable Flow Rates**—The *FloPro* feature allows easy setting of 0.25, 0.375, and 0.5 inch flow rates, eliminating the need for more than one port size. See figure 3.

- **Trim Options**—The valve plug and seat ring are available in S17400 double H1150, or solid R30006 (Alloy 6) for erosive service.

- **ENVIRO-SEAL™ D2 Packing System**—The ENVIRO-SEAL D2 packing system provides an improved stem seal to prevent the loss of valuable or hazardous process fluids or gases. It features live-loading, providing reduced packing maintenance.

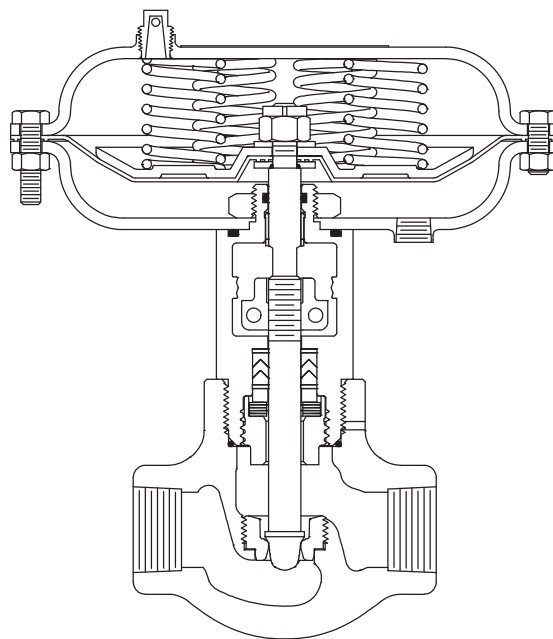
- **NACE MR0175/ISO 15156 Service-Ready**—Sour service trim is the standard construction for the D2 FloPro control valve. The materials of construction meet the metallurgical requirements of NACE MR0175/ISO 15156. Environmental limits may apply.



W9235-1

Figure 1. Fisher D2 FloPro Control Valve





GE15452

## GLOBE STYLE AIR-TO-OPEN

Figure 2. Fisher D2 FloPro Constructions

- **CL900 Service**—Valve assembly is designed and specified for ASME B16.34 CL900 service.

- **Low Temperature Materials**—Valve and actuator construction materials allow use in low temperature applications of  $-46^{\circ}$  C.

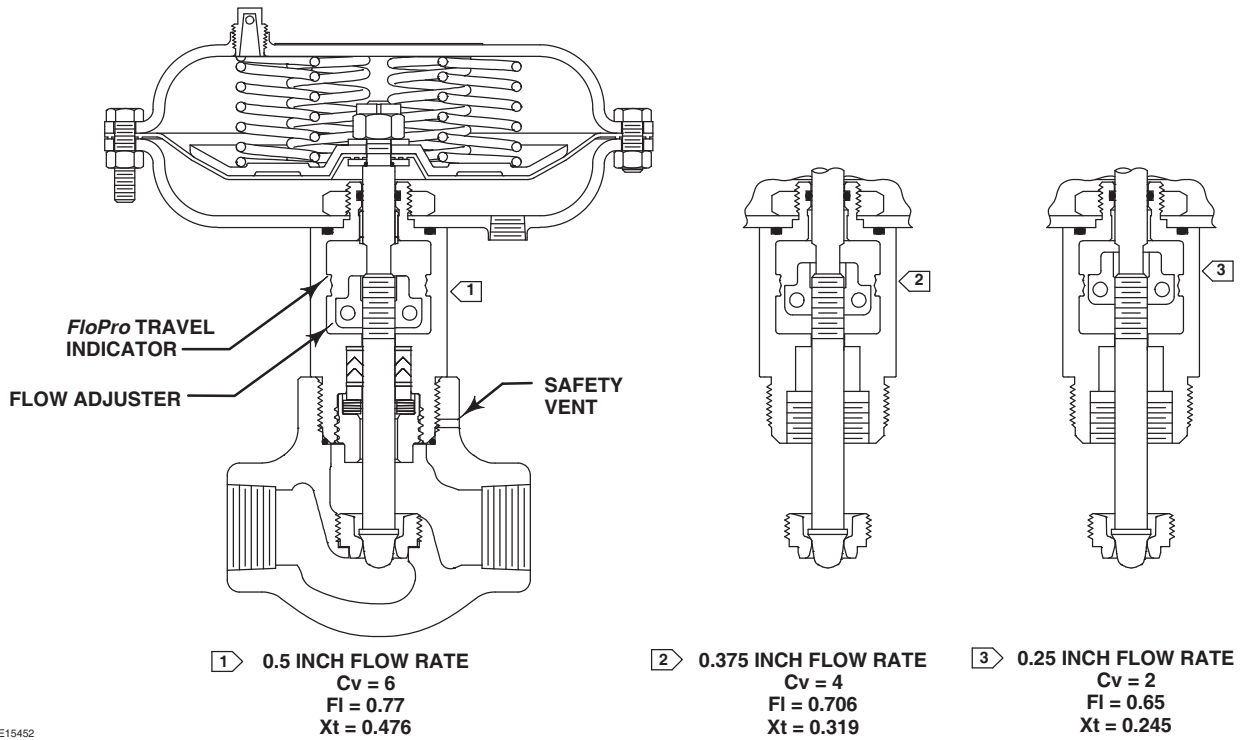
- **Field-Reversible Actuator**—The D2 FloPro actuator can be converted in the field from Air-to-Open to Air-to-Close actuator action. (Conversion to Air-to-Close actuator action requires removing four springs from the actuator casing configuration.) (Conversion to Air-to-Open actuator action requires adding four springs to the actuator casing configuration.)

- **Easy Installation**—Compact design allows installation where space is at a premium.

- **Easy Maintenance**—Screwed bonnet/body joint allows repair or maintenance with a minimum of tools and without removing the valve body from the piping system.

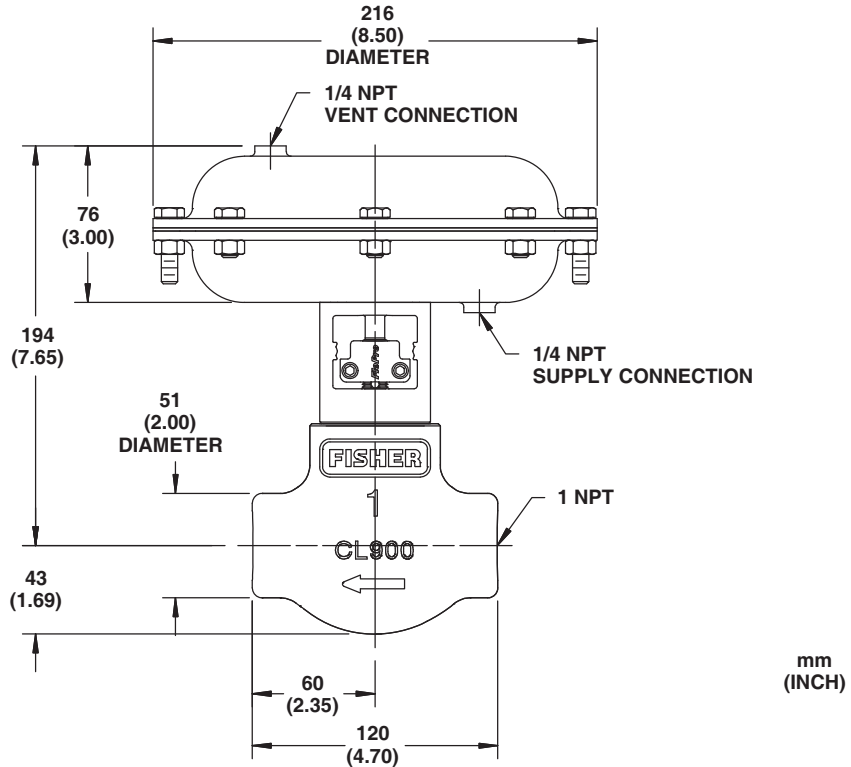
### Note

**Neither Emerson, Emerson Process Management, nor any of their affiliated entities assumes responsibility for the selection, use, or maintenance of any product. Responsibility for the selection, use, and maintenance of any product remains with the purchaser and end user.**



GE15452

Figure 3. Flow Rate Adjustments



19BB490-B  
E0783

Figure 4. Fisher D2 Globe Valve Dimensions (Air-to-Open Configuration Shown)

# D2 FloPro Valve

## Specifications

### Valve Assembly Pressure Class<sup>(1)</sup>

ASME B16.34 CL900

### Temperature Range<sup>(1)</sup>

155 bar from -46 to 93°C, and 150 bar at 149°C.  
(2250 psig from -50 to 200°F, and 2185 psig at 300°F)

### Maximum Allowable Pressure Drop<sup>(1)</sup>

#### Flow Down<sup>(2)</sup>

*Maximum Inlet Pressure:* 155 bar (2250 psig)  
*Maximum Outlet Pressure:* 103 bar (1500 psig)

#### Flow Up

*Maximum Inlet Pressure:* 103 bar (1500 psig)  
*Maximum Outlet Pressure:* 103 bar (1500 psig)

### Shutoff Classification

Class IV ANSI/FCI 70-2 and IEC 60534-4

### Construction Materials

**Valve Body and Bonnet:** ASME SA 352 LCC

**Valve Plug and Seat:** ■ R30006 (Alloy 6) or

■ S17400 double H1150

**Valve Stem:** S31600

**O-Rings:** HNBR (Hydrogenated Nitrile)

**Packing:** PTFE/Carbon PTFE

**Packing Springs:** N07718

**Stem Bushing:** PPS (polyphenylene sulfide)

**Actuator Diaphragm:** Nitrile/Polyester

**Actuator Springs:** Zinc-plated steel

### Flow Characteristic

*FloPro* Characterized

### Flow Coefficients

See figure 3

### Port Diameter

13 mm (0.5 inch)

### Maximum Travel

13 mm (0.5 inch)

### Valve Travel Indications

See figure 3

### Approximate Weight

7.7 kg (17 lb)

### Dimensions

See figure 4

### Material Temperature Capabilities

**Valve Body Assembly:** -46 to 149°C  
(-50 to 300°F)

**Actuator Assembly:** -46 to 93°C (-50 to 200°F)

### Bonnet/Body Connection

Screwed with leakoff bleed

### Standard Actuator Configuration

The D2 FloPro actuator is an on-off spring-and-diaphragm.

**Globe Valve Body:** Supplied as either Air-to-Open or Air-to-Close.

### Maximum Actuator Casing Pressure

2.8 bar (40 psig)

### Minimum Required Actuator Casing Pressure

2.1 to 2.4 bar (30 to 35 psig)

### Actuator Diaphragm Effective Area

194 cm<sup>2</sup> (30 square inches)

### Actuator Pressure Connections

1/4 NPT internal; see figure 4 for locations

1. The pressure or temperature limits in the referenced tables and any applicable ASME code limitations should not be exceeded.  
2. Standard flow direction.

Fisher and ENVIRO-SEAL are marks owned by one of the companies in the Emerson Process Management business division of Emerson Electric Co. Emerson Process Management, Emerson, and the Emerson logo are trademarks and service marks of Emerson Electric Co. All other marks are the property of their respective owners.

The contents of this publication are presented for informational purposes only, and while every effort has been made to ensure their accuracy, they are not to be construed as warranties or guarantees, express or implied, regarding the products or services described herein or their use or applicability. All sales are governed by our terms and conditions, which are available upon request. We reserve the right to modify or improve the designs or specifications of such products at any time without notice. Neither Emerson, Emerson Process Management, nor any of their affiliated entities assumes responsibility for the selection, use or maintenance of any product. Responsibility for proper selection, use, and maintenance of any product remains solely with the purchaser and end user.

### Emerson Process Management

Marshalltown, Iowa 50158 USA

Sorocaba, 18087 Brazil

Chatham, Kent ME4 4QZ UK

Dubai, United Arab Emirates

Singapore 128461 Singapore

www.Fisher.com

