

# CSA Hazardous Area Approvals Fisher™ FIELDVUE™ DVC2000 Digital Valve Controller

## Hazardous Area Classifications and Special Instructions for “Safe Use” and Installations in Hazardous Locations

Certain nameplates may carry more than one approval, and each approval may have unique installation/wiring requirements and/or conditions of “safe use”. These special instructions for “safe use” are in addition to, and may override, the standard installation procedures. Special instructions are listed by approval.

---

### Note

This information supplements the nameplate markings affixed to the product and the DVC2000 quick start guide ([D103203X012](#)) and instruction manual ([D103176X012](#)), available from your Emerson sales office, Local Business Partner, or [Fisher.com](#).

Always refer to the nameplate itself to identify the appropriate certification.

---

### **⚠ WARNING**

**Failure to follow these conditions of “safe use” could result in personal injury or property damage from fire or explosion, or area re-classification.**

---

### Intrinsically Safe, Non-Incendive

Select wiring with temperature rating of >84°C.

Refer to figure 1 for a typical DVC2000 CSA approval nameplate and figure 2 for installation drawing GE12444.

Figure 1. Typical CSA Nameplate

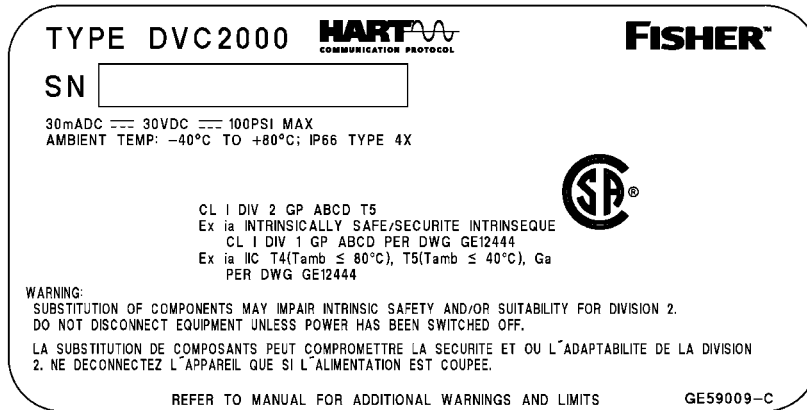


Figure 2. CSA Installation Drawing GE12444

- 1 EQUIPMENT SHALL BE INSTALLED IN ACCORDANCE WITH THE CANADIAN ELECTRICAL CODE (CEC) PART 1:
- 2 BARRIERS MUST BE CSA APPROVED WITH ENTITY PARAMETERS AND ARE TO BE INSTALLED IN ACCORDANCE WITH THE MANUFACTURER'S I.S. INSTALLATION INSTRUCTIONS.
- 3 THE ENTITY CONCEPT ALLOWS INTERCONNECTION OF INTRINSICALLY SAFE APPARATUS TO ASSOCIATED APPARATUS, NOT SPECIFICALLY EXAMINED IN SUCH COMBINATION. THE CRITERIA FOR INTERCONNECTION IS THAT THE VOLTAGE (Vmax) AND THE CURRENT (Imax) OF THE INTRINSICALLY SAFE APPARATUS MUST BE EQUAL TO OR GREATER THAN THE VOLTAGE (Voc) AND CURRENT (Isc) DEFINED BY THE ASSOCIATED APPARATUS. IN ADDITION, THE SUM OF THE MAXIMUM UNPROTECTED CAPACITANCE (Ci) AND INDUCTANCE (Li) OF EACH INTRINSICALLY SAFE APPARATUS, AND THE INTERCONNECTING WIRING, MUST BE LESS THAN THE ALLOWABLE CAPACITANCE (Ca) AND INDUCTANCE (La) DEFINED BY THE ASSOCIATED APPARATUS. IF THESE CRITERIA ARE MET, THEN THE COMBINATION MAY BE CONNECTED.  
 FORMULAS -  $V_{max} > V_{oc}$ ,  $I_{max} > I_{sc}$ ,  $C_i + C_{cable} < C_a$ ,  $L_i + L_{cable} < L_a$

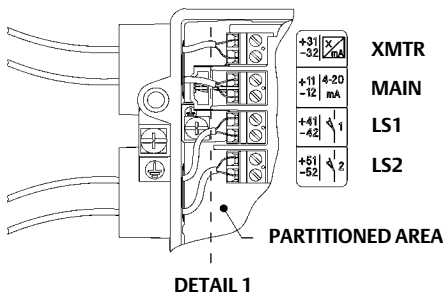
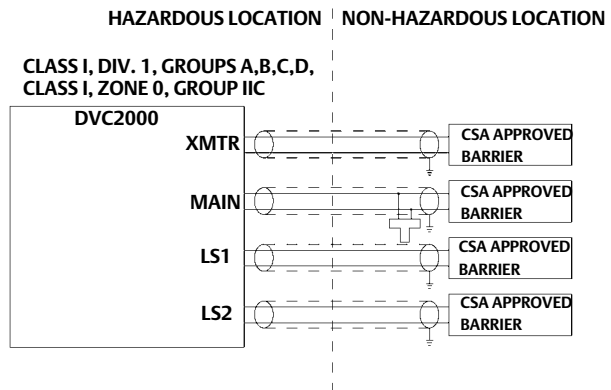
4 ENTITY PARAMETERS FOR EACH I.S. CIRCUIT ARE AS FOLLOWS:

| CIRCUIT | VMax (Ui) | IMax(ii) | Ci     | Li      | PMAX |
|---------|-----------|----------|--------|---------|------|
| XMTR    | 28Vdc     | 100mA    | 5nF    | 0 mH    | 1W   |
| MAIN    | 30Vdc     | 130mA    | 10.5nF | 0.55 mH | 1W   |
| LS1     | 16Vdc     | 76mA     | 5nF    | 0 mH    | 1W   |
| LS2     | 16Vdc     | 76mA     | 5nF    | 0 mH    | 1W   |

5 WHERE MULTIPLE IS CIRCUITS ARE USED:

- EACH I.S. CIRCUIT MUST BE SHIELDED TWISTED PAIR CABLE.
- I.S. CIRCUITS MUST ENTER ENCLOSURE VIA CONDUIT ENTRIES AS SPECIFIED IN DETAIL 1.
- CABLE INSULATION AND SHIELD MUST EXTEND TO WITHIN PARTITIONED AREA (SEE DETAIL 1).
- XMTR, LS1, AND LS2 CIRCUITS ARE OPTIONAL.

6 IF HAND-HELD COMMUNICATOR OR MULTIPLEXOR IS USED, IT MUST BE CSA CERTIFIED WITH ENTITY PARAMETERS AND INSTALLED PER THE MANUFACTURER'S CONTROL DRAWING.



**WARNING**  
 THE APPARATUS ENCLOSURE CONTAINS ALUMINUM AND IS CONSIDERED TO CONSTITUTE A POTENTIAL RISK OF IGNITION BY IMPACT OR FRICTION. CARE MUST BE TAKEN DURING INSTALLATION AND USE TO PREVENT IMPACT OR FRICTION.

Neither Emerson, Emerson Automation Solutions, nor any of their affiliated entities assumes responsibility for the selection, use or maintenance of any product. Responsibility for proper selection, use, and maintenance of any product remains solely with the purchaser and end user.

Fisher and FIELDVUE are marks owned by one of the companies in the Emerson Automation Solutions business unit of Emerson Electric Co. Emerson Automation Solutions, Emerson, and the Emerson logo are trademarks and service marks of Emerson Electric Co. All other marks are the property of their respective owners.

The contents of this publication are presented for informational purposes only, and while every effort has been made to ensure their accuracy, they are not to be construed as warranties or guarantees, express or implied, regarding the products or services described herein or their use or applicability. All sales are governed by our terms and conditions, which are available upon request. We reserve the right to modify or improve the designs or specifications of such products at any time without notice.

#### Emerson Automation Solutions

Marshalltown, Iowa 50158 USA

Sorocaba, 18087 Brazil

Cernay, 68700 France

Dubai, United Arab Emirates

Singapore 128461 Singapore

[www.Fisher.com](http://www.Fisher.com)

